The Power of Energy

- Lithium batteries & cells
- VRLA AGM batteries
- VRLA GEL batteries
- Stationary batteries flat and tubular plates wet and dry charge
- Professional range OPzS (Tubular plates Dry charged and wet)
- Professional range OPzV (Tubular plates VRLA Gel batteries)
  lead, Lithium, batteries chargers
- Ni-MH, Ni-Cd and Lithium Batteries and cells
- Standard and Professional batteries

Our Business, Our passion: The Energy

http://www.acedis.eu

Valve-regulated Lead-Acid batteries (VRLA AGM)

Separator : Absorbed glass mat
Case and terminals ABS Flame retardant FR UL 94-V0

ISO 9001 - 14001 - 18001 / IEC 60896 21 - 22

Reference	Nominal voltage	Nominal capacity C20	Overall Dimensions (mm) Lenght	Width	Height	Weight (kg)	Terminal
STC Range	**High rate and cycling applications**						
STC 260B	12V	28 Ah	175	166	125	9.350	T3
STC 260	12V	26 Ah	165	125	175	9.150	M5
STC 400	12V	40.7 Ah	197	165	170	14.200	M5
STC 600	12V	64 Ah	260	168	208	21.000	M6
ST PRO Range	**FLOATINGS applications**						
ST 12S	6V	1.3 Ah	97	24	51	0.300	F4.75
ST 30 S	6V	3.5 Ah	134	34	60	0.700	F4.75
ST 40 S	6V	4.6 Ah	70	47	100	0.800	F4.75
ST 65S	6V	7.2 Ah	151	34	94	1.300	F4.75
ST 100S	6V	11 Ah	151	51	94	1.750	F4.75
ST 12	12V	1.3 Ah	97	43	52	0.600	F4.75
ST 20	12V	2.3 Ah	178	33	61	1.000	F4.75
ST 30	12V	3.5 Ah	134	67	61	1.400	F4.75
ST 40L	12V	4 Ah	195	47	70	1.600	F4.75
ST 45	12V	5 Ah	151	52	94	1.800	F6.35
ST 50	12V	5.4 Ah	90	70	100	1.700	F6.35
ST 65	12V	7.2 Ah	151	65	94	2.450	F4.75
ST 65 T2	12V	7.2 Ah	151	65	94	2.450	F6.35
ST 90	12V	9 Ah	151	65	94	2.500	F6.35
ST 100	12V	10 Ah	151	98	94	3.300	F4.75
ST 120	12V	13.2 Ah	151	98	95	4.100	F6.35
ST 150	12V	20 Ah	181	77	167	5.800	M5 / T3
ST 240B	12V	28 Ah	175	165	125	8.400	M5
ST 240	12V	28 Ah	165	125	175	9.250	M5
ST 380	12V	40 Ah	197	165	170	13.350	M6
ST 600	12V	65 Ah	260	168	208	19.500	M6
ST 700	12V	70 Ah	348	167	178	21.650	M6
ST 750	12V	84 Ah	260	168	208	24.000	M6
ST 800	12V	98 Ah	330	173	220	29.000	M6
ST 1100	12V	111 Ah	330	173	220	31.500	M8
ST 1300	12V	129 Ah	410	177	225	35.150	M8
ST 1600	12V	166 Ah	485	170	242	48.200	M8
ST 2000	12V	226 Ah	522	240	224	62.500	M8
ST1500	2V	168 Ah	170	98	205	9.000	M8
ST 2500	2V	275 Ah	170	110	328	14.500	M8
ST 3000	2V	330 Ah	170	150	328	17.700	M8
ST 3600	2V	386 Ah	170	150	328	19.000	M8
ST 4500	2V	440 Ah	210	175	330	25.700	M8

Advices:

- It is advisable to recharge a battery after 9 months storage at 20 °C or if the open circuit voltage is less than 2.06 V / cell.
- Although the AGM VRLA batteries are designed for a floating mode use, they get great results with cycling and slow discharge applications if the cycling depth remains below 50 %. Otherwise STC or Gel batteries are recommended.

Valve-regulated Lead-Acid batteries (VRLA-AGM)

Separator : Absorbed glass mat

Standard Case ABS Flame retardant — UL 94 HB

ISO 9001 - 14001 - 18001 / IEC 60896 21 - 22

Reference	Nominale Voltage	Nominale capacity C100	Overall Dimensions (mm)			Weight (kg)	Terminal
			Length	*Width*	*Height*		*Terminal*
STD 5S	6V	5 Ah	70	47	100	0.690	F4.70
STD 8S	6V	7.7 Ah	150	34	94	1.100	F4.70
STD 13S	6V	13.3 Ah	151	50	94	1.700	F4.70
STD 1.3	12V	1.3 Ah	97	43	52	0.600	F4.70
STD 2.1	12V	2.3 Ah	178	35	60	0.900	F4.70
STD 2.9	12V	3.2 Ah	79	55	99	1.100	F4.70
STD 5	12V	5 Ah	90	70	101	1.400	F4.70
STD 8	12V	7.7 Ah	151	65	94	2.300	F4.70
STD 13	12V	13.3 Ah	151	98	95	3.600	F6.35
STD 19	12V	18.5 Ah	181	77	167	5.700	M5
STD 26	12V	26 Ah	175	167	126	7.700	M5
STD 28	12V	28 Ah	165	125	175	8.700	M5
STD 43	12V	43 Ah	197	165	170	11.950	M6
STD 60	12V	60 Ah	229	138	205	16.100	M6
STD 100	12V	99 Ah	307	169	208	27.100	M6

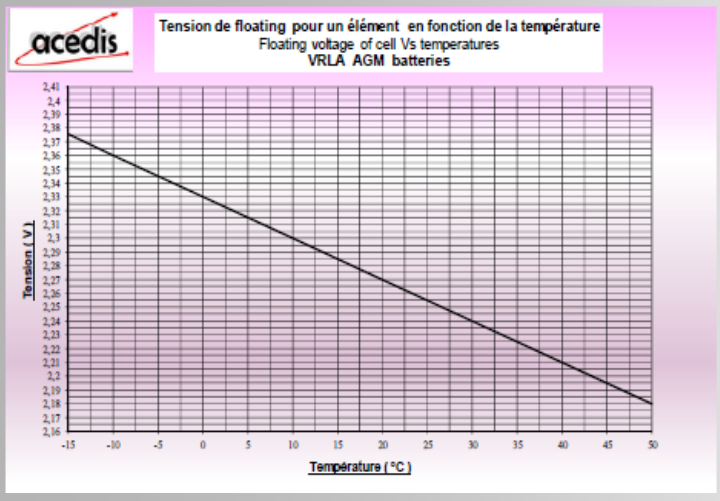

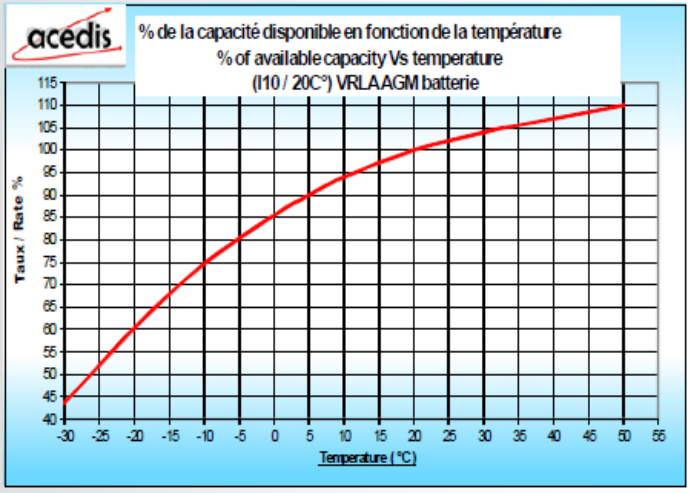

See page 13 for more details.

Main applications

For floating applications : ST et STD ranges.

Telecommunication backup, UPS, Power plants, Burglar alarms, Medical equipment, Computer back-up (high power), Fire alarm systems, Transmitter systems, Emergency lights signal systems, Solar applications, Mobile stations, Airport / runway emergency illumination, Emergency power supply for hospitals

For cycling applications : STC range.

Golf trolleys and golf cart, Electric toys, Portable power, Wheelchairs, Medical equipment, Sweeper batteries, Renewable Energies. Traffic light, Street signs, Boats or buoys, Cottage camping, Pump system, Railway and marine systems …

Lithium Batteries, golf packs and cells

LifePo4 Cylindrical technology

UN38.3 certification and CE marking

Reference	Nominal voltage	Nominal capacity	Overall Dimensions (mm)				
			Lenght	Width	*Height*	*Weight* (kg)	*Terminal*
			6-volt batteries				
LIFE 6-12	6V	12 Ah	151	65	100	1.100	Faston 4.75
			12-volt batteries				
LIFE 12-7.5	12v	7.5 Ah	151	65	100	1.100	Faston 4.75
LIFE 12-12	12v	12 Ah	151	98	100	1.950	Faston 4.75
LIFE 12-18	12v	19.2 Ah	180	76	166	2.650	M5
LIFE 12-26	12v	26.4 Ah	175	166	125	3.550	M5
LIFE 12-33	12v	33 Ah	195	130	180	4.250	M5
LIFE 12-40	12v	41.6 Ah	197	165	170	5.400	M5
LIFE 12-100	12v	105.6 Ah	330	173	212	13.65.	M6
			24-volt batteries				
LIFE 24-7.5	24v	7.5 Ah	151	98	100	2.000	Faston 4.75
LIFE 24-10	24v	9.9 Ah	180	76	166	2.000	M5
			Cells				
LIFE 18650-1500	3.3 v	1500 mAh	65	18	65		
LIFE 26650-3300	3.3 v	3300 mAh	65	26	65		

Golf batteries package (battery + charger + T Bar connector + bag)

LIFE 12-16	12v	16A h	168	128	75	2.200
LIFE 12-22	12v	23.1 Ah	168	128	126	3.000

Batteries and accesories for golf package

LIFE 12-16S	12v	16 Ah	168	128	75	2.200
LIFE 12-22S	12v	23.1 Ah	168	128	126	3.000
T-bar Connector						
ATOM-L12-4	12v	Charger				

LithiumPlus batteries is a range of LiFePO4 batteries and cells using cylindrical technology.
The BMS (electronic « battery management system ») that you can find in these batteries allows the use of VRLA ATOM charger or special lithium charger.

Be careful, the charging current must not exceed 14.6V and currents must not exceed 1C.

You can also use special lithium chargers or our ATOM chargers range for lead-acid batteries.





ATOM range for LithiumPlus

Special batteries LithiumPlus chargers

CE Marking.

Reference	Nominal voltage	I max (Amp)	Overall Dimensions (mm)			
			Lenght	*Width*	*Height*	*Weight (g)*
ATOM-L6-3	6V	3 A	115	50	30	250
ATOM-L12-2	12V	2 A	115	50	30	260
ATOM-L12-4	12V	4 A	130	56	30	360
ATOM-L12-7.5	12V	7.5 A	155	90	50	1 000
ATOM-L12-10	12V	10 A	170	90	63	1 000
ATOM-L24-2	24V	2 A	135	55	35	300
ATOM-L24-5	24V	5 A	155	90	50	1 000
ATOM-L24-7.5	24V	7,5 A	180	90	63	1 200
ATOM-L24-10	24V	10 A	180	90	63	1 200

Technical informations

Number of cycles : 1600 at 0.2C and 20°C

- Be careful, the charging current must not exceed 14.6V.
- Charging current is recommended at 0.2C and can be accepted up to 1C.
- In order to maximise your battery lifetime, maximum discharge current must not exceed 1C.
- After 30 days storage, the capacity will be about 80%. The batteries therefore have to be charged before first use in order to get nominal capacity back. Voltage must not exceed 14,6V.
- The operating temperature range for the LithiumPlus batteries extends from -20°C to +60°C. The useful capacity at 0°C is at 80% of its nomial capacity, this value falls to 45% at -20 °C.
- During phases of charge, the Lithium batteries with BMS can be connected in parallel. We do not recommend to connect them in series.
- Always use a charger and a battery with the same voltage.
- The BMS (electronic « battery management system ») that you can find in these batteries allows the use of VRLA ATOM charger or special lithium charger.

Valve-regulated Lead-Acid batteries (VRLA)

GEL Electrolyte

Standard Case ABS Flame retardant UL 94HB

ISO 9001 - 14001 - 18001 / IEC 60896 21 - 22

Reference	Nominal voltage	Capacity C100	Capacity C20	Capacity C5	Overall Dimensions (mm) Longueur *Lenght*	Largeur *Width*	Hauteur *Height*	*Weight* (kg)	Sortie *Terminal*
GL6-240	6V	265 Ah	240 Ah	180 Ah	244	192	275	32.70	Auto
GL12-20	12V	18.8 Ah	17 Ah	13.6 Ah	181	77	168	5.80	M5
GL12-25	12V	28.8 Ah	26 Ah	20.8 Ah	175	166	125	8.70	M6
GL12-35	12V	34.3 Ah	31 Ah	24.8 Ah	195	130	180	10.75	M6
GL12-45	12V	42.0 Ah	38 Ah	30.5 Ah	197	166	170	13.50	M6
GL12-60	12V	57.0 Ah	50 Ah	40.0 Ah	229	138	211	16.45	M6
GL12-70	12V	68.0 Ah	60.0 Ah	48.6 Ah	259	168	177	19.70	M6
GL12-80	12V	79.0 Ah	70 Ah	56.0 Ah	260	168	214	23.20	M6
GL12-110	12V	100 Ah	85 Ah	68.0 Ah	305	168	213	30.00	M6
GL12-130	12V	125 Ah	110 Ah	88.0 Ah	410	177	225	37.70	M6
GL12-150	12V	141 Ah	125 Ah	100.0 Ah	344	171	280	46.90	M6
GL12-170	12V	158 Ah	140 Ah	112.0 Ah	485	170	240	44.20	M8
GL12-225	12V	226 Ah	200 Ah	160 Ah	522	240	224	63.00	M8

***Advices* and characteristics :**

- The GEL PLUS range is a range of genuine GEL battery using rigid separators in microporous DUROplastic and fibreglass film.

- Gel batteries are recommended for cycling and slow discharge applications especially for deep cycle, repeated partial charge and discharge applications, at high temperatures (up to 50°C).

- These batteries aren't affected by stratification of the electrolyte and have a very low self-discharge rate.

- Always charge a battery before a cycling application.

See page 13 for more details.

Main applications

Telecommunication backup, UPS, Power plants, Burglar alarms, Medical equipment, Computer back-up (high power), Fire alarm systems, Transmitter systems, Emergency lights signal systems U, Solar applications, Mobile stations, Airport / runway emergency illumination, Emergency power supply for hospitals.

Golf trolleys and golf cart, Electric toys, Portable power, Wheelchairs, Medical equipment, Sweeper batteries, Renewable Energies. Traffic light, Street signs, Boats or buoys, Cottage camping, Pump system, Railway and marine systems ...

Valve-regulated lead-acid batteries
VRLA Gel Technology
Polypropylene Boxes

ISO 9001 - 14001 - 18001

Flat plate VRLA gel batteries

Reference	Nominal Voltage	Capacity C100	Capacity C20	Capacity C5	Overall Dimensions (mm) Lenght	Width	Height	Weight (kg)	Terminal
TMS GEL 12-70	12	69 Ah	60 Ah	53 Ah	278	175	190	21.00	Auto
TMS GEL 12-100	12	97 Ah	85 Ah	75 Ah	354	175	190	25.20	Auto
TMS GEL 12-160	12	165 Ah	140 Ah	105 Ah	342	175	290	42.50	Auto
TMS GEL 12-170	12	170 Ah	150 Ah	120 Ah	513	223	223	48.00	Auto
TMS GEL 12-230	12	230 Ah	200 Ah	185 Ah	518	273	240	63.00	Auto

For more references please contact us

Tubular plate VRLA Gel batteries

Reference	Nominal Voltage	Capacity C100	Capacity C20	Capacity C5	Overall Dimensions (mm) Lenght	Width	Height	Weight (kg)	terminal
TMS GEL 12-135T	12	135 Ah	120 Ah	100 Ah	328	180	280	41.00	Dual
TMS GEL 6-205T	6	205 Ah	180 Ah	120 Ah	260	180	248	30.00	Dual

Features and Advices :

- Great performance for slow discharge, and cycling applications and for NEV (Neighborhood Electric Vehicle) hauling thanks to a special assembly associating thick positive plates or, tubular plates and gelled electrolyte.
- Cost-effective products with optimized technology.

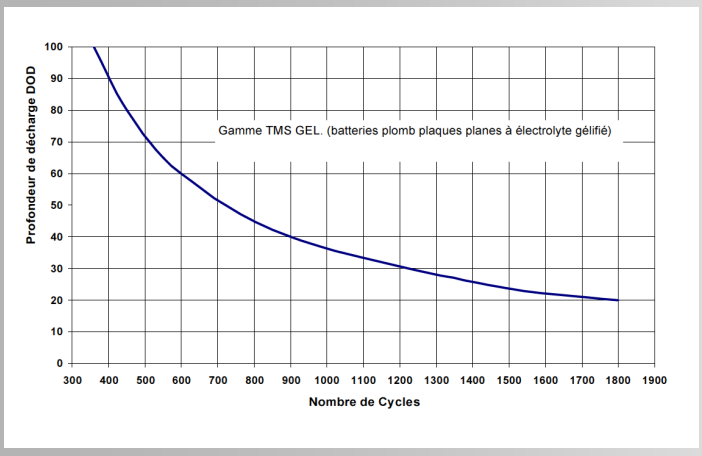

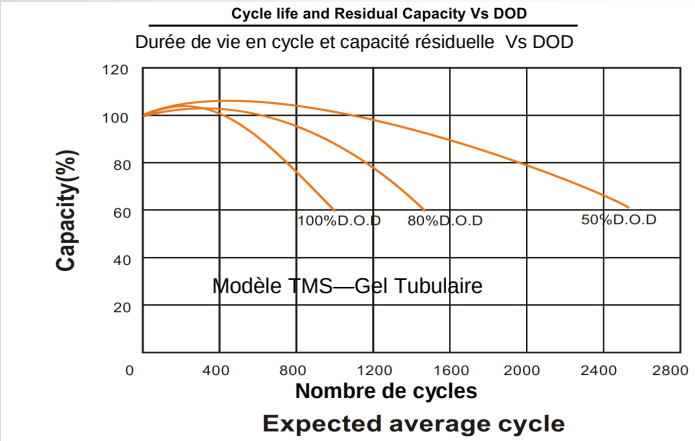

Main applications

Golf trolleys and golf cart, electric toys, portable power, wheelchairs, medical equipment, sweeper batteries, renewable energies. traffic light, street signs, boats or buoys, cottage camping, pump system, railway and marine systems...

Stationary flat plate lead-acid batteries

Main applications : slow discharges / cycling applications / renewable energies

Polypropylene boxes

Reference	Nominal voltage	Capacity C100	Capacity C20	Capacity C5	Overall Dimensions (mm) Lenght	Width	Height	Weight (kg)	Terminal
TMS 12-60	12	57 Ah	50 Ah	41 Ah	207	175	190	13,27	Auto
TMS 12-70	12	68 Ah	60 Ah	49,2 Ah	242	175	190	17,68	Auto
TMS 12-90	12	91 Ah	80 Ah	59 Ah	275	175	190	20,77	Auto
TMS 12-100	12	102 Ah	90 Ah	73,8 Ah	354	175	190	22.15	Auto
TMS 12-110	12	113 Ah	100 Ah	82 Ah	305	175	205	24.10	Auto
TMS 12-120	12	119 Ah	105 Ah	86,1 Ah	330	175	215	27,52	Auto
TMS 12-135	12	136 Ah	120 Ah	98,4 Ah	342	175	230	29,80	Auto
TMS 12-160	12	159 Ah	140 Ah	114,8 Ah	513	189	223	40,06	Auto
TMS 12-170	12	170 Ah	150 Ah	123 Ah	342	175	290	37,54	Auto
TMS 12-205	12	204 Ah	180 Ah	147,6 Ah	513	223	223	49,50	Auto
TMS 12-260	12	260 Ah	230 Ah	188,6 Ah	518	273	240	61.00	Auto
	Battery for RV application								
SCC 100	12	100	90	70	354	175	190	20.50	Auto

Features and Advices :

- Good abilities to slow discharge, cycling and light tractions applications thanks to a special assembly associating thick positive plates and pocket separators with glass-wool.
- The grid aren't cast from an expanded metal process but are melted. The special design (more positive plates) has the advantage to bring more capacity.
- The translucent container allows a visual monitoring of electrolyte levels.
- In spite of its low water consumption, we recommend to often check the electrolyte level. The use of an smart Atom-type charger is advised to get the best results with this type of batteries.
- TMS range batteries' voltage changes according to the prevailing ambient temperature : 2.23V/cell at 20°C. This voltage must not exceed 2.45V/cell at the end of charge (up to 2 hours at 20 °C).
- The charge current must not exceed 0,04Cn (nominal capacity).
- Recharging time depends on the charge current and the baseline condition of the battery. The self-discharge mainly depends on the storage temperature. The self-discharge increases at higher temperatures : 3 % per month at 20°C.

For "dry charged" acid batteries, follow the ACEDIS procedure (feel free to ask for it).

Stationary tubular plate lead-acid batteries

Main applications : slow discharges / cycling applications / renewable energies

Polypropylene boxes

ISO 9001 - 14001 - 18001

Reference	Nominal Voltage	Capacity C100	Capacity C20	Capacity C5	Overall Dimensions (mm)				
					Longueur *Lenght*	Largeur *Width*	Hauteur *Height*	*Weight* (kg)	Sortie *Terminal*
TMS 6-185T	6	272 Ah	240 Ah	185 Ah	260	180	275	30.00	Auto
TMS 6-195T	6	275 Ah	240 Ah	195 Ah	242	190	275	30.00	Auto
TMS 6-200T	6	300 Ah	265 Ah	200 Ah	260	180	275	32.00	Auto
TMS 6-205T	6	305 Ah	270 Ah	205 Ah	242	190	275	32.00	Auto
TMS 6-265T	6	395 Ah	350 Ah	265 Ah	305	180	365	50.00	Auto
TMS 6-320T	6	480 Ah	425 Ah	320 Ah	305	180	365	50.00	Auto
TMS 8-160T	8	250 Ah	220 Ah	160 Ah	260	180	275	30.00	Auto
TMS 12-40T	12	57 Ah	50 Ah	38 Ah	205	175	190	15.00	Auto
TMS 12-60T	12	85 Ah	75 Ah	57 Ah	278	175	190	20.00	Auto
TMS 12-75T	12	113 Ah	100 Ah	76 Ah	352	175	190	23.00	Auto
TMS 12-85T	12	125 Ah	110 Ah	85 Ah	308	175	225	28.00	Auto
TMS 12-90T	12	136 Ah	120 Ah	90 Ah	345	170	235	28.00	Auto
TMS 12-110T	12	170 Ah	150 Ah	110 Ah	345	170	285	37.00	Auto
TMS 12-125T	12	189 Ah	167 Ah	126 Ah	510	175	225	35.00	Auto
TMS 12-150T	12	226 Ah	200 Ah	150 Ah	510	222	225	46.00	Auto
TMS 12-160T	12	237 Ah	210 Ah	160 Ah	513	218	215	48.00	Auto
TMS 12-180T	12	272 Ah	240 Ah	180 Ah	517	270	240	55.00	Auto

Features and Advices:

- The tubular plate technology integrated in lead-acid batteries offers the best ratio performance / product lifetime for cycling applications.
- For higher capacity please check the OPzS and OPzV ranges.

See page 13 for more details.

Main applications

Golf trolleys and golf cart, Sweeper batteries, Renewable Energies. Traffic light, Street signs, Boats or buoys, Cottage camping, Pump system, Railway and marine systems, Starting generator ...

OPzV range

VRLA lead-acid gel cells / tubular plates

ISO9001 / ISO 14001 / IEC 60896 –21 et 22./ UL certifi-

Cell Reference	Voltage	Capacity Ah (20°C)		Overall Dimensions (mm)	Weight
	V	C10 (1,80V/cell)	C120 (1.80V/cell)	L x l x H / L x W x H	(kg)
4OPzV200	2	225 Ah	295 Ah	103 x 206 x 355 / 382	20
5OPzV250	2	280 Ah	365 Ah	124 x 206 x 355 / 382	24
6OPzV300	2	335 Ah	440 Ah	145 x 206 x 355 / 382	28
5OPzV350	2	405 Ah	530 Ah	124 x 206 x 471 / 498	31
6OPzV420	2	485 Ah	635 Ah	145 x 206 x 471 / 498	37
7OPzV490	2	565 Ah	740 Ah	166 x 206 x 471 / 498	42
6OPzV600	2	690 Ah	900 Ah	145 x 206 x 646 / 673	50
8OPzV800	2	920 Ah	1200 Ah	191 x 210 x 646 / 673	68
10OPzV1000	2	1150 Ah	1500 Ah	233 x 210 x 646 / 673	82
12OPzV1200	2	1380 Ah	1800 Ah	275 x 210 x 646 / 673	97
12OPzV1500	2	1620 Ah	2120 Ah	275 x 210 x 797 / 824	120
16OPzV2000	2	2160 Ah	2825 Ah	399 x 214 x 772 / 799	165
20OPzV2500	2	2700 Ah	3530 Ah	487 x 212 x 772 / 799	200
24OPzV3000	2	3240 Ah	4235 Ah	576 x 212 x 772 / 799	240
4OPzV200	6	205 Ah	255 Ah	272 x 205 x 332 / 371	48
5OPzV250	6	255 Ah	320 Ah	380 x 205 x 332 / 371	63
6OPzV300	6	310 Ah	385 Ah	380 x 205 x 332 / 371	70
1OPzV50	12	50 Ah	65 Ah	272 x 205 x 332 / 371	43
2OPzV100	12	100 Ah	125 Ah	272 x 205 x 332 / 371	52
3OPzV150	12	155 Ah	190 Ah	380 x 205 x 332 / 371	72

Informations et performances

⇒ Tubular positive plates
⇒ Gelled electrolyte
⇒ Valve-regulated lead-acid technology
⇒ Calcium-tin lead-based alloy. Antimony free.
⇒ Standard case material (Box and cover) ABS UL 94 HB.
⇒ High performance in cycling and deep cycle applications.
⇒ Product lifetime : over 18 years
⇒ Can be used in horizontal or vertical position excluding use continious inverded.
⇒ Ready to use / Maintenance free
⇒ High temperature resistance
⇒ No stratification of the electrolyte
⇒ Adapted for « High capacity » renewable energy applications
⇒ Grid's resistance to corrosion

See page 13 for more details.

Caractéristiques de charge / Charge caracteristics

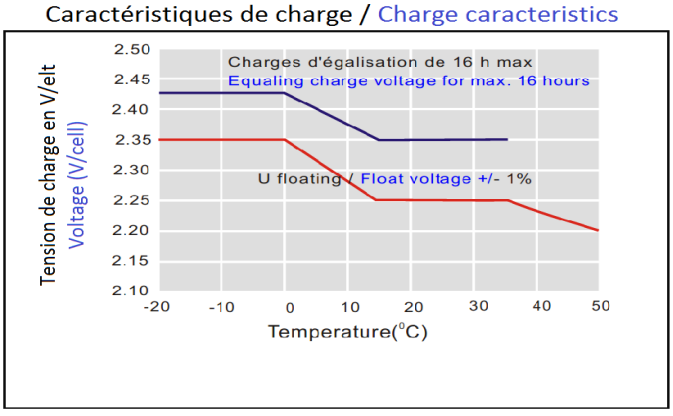

Caractéristiques de charge / Charge caracteristics

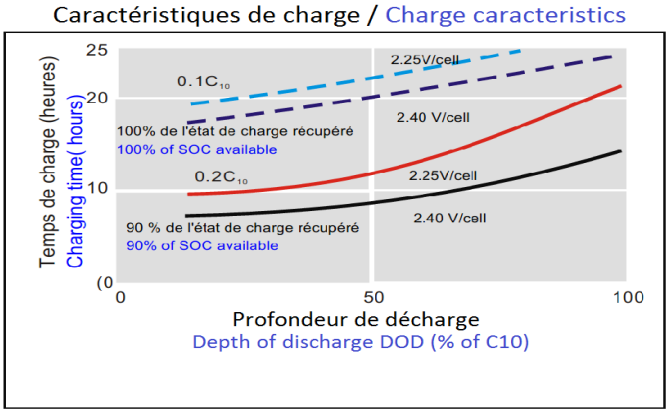

OPzS Range

Stationnary lead-acid batteries / Tubular plates

Wet& dry charged

ISO9001 / ISO 14001 Long Life selon EUROBAT

Cell Reference	Voltage	Capacity Ah (20°C)		Overall Dimensions (mm)	Weight (kg)	
	(V)	C10 (1,80V/cell)	C120 (1,85 V/Cell)	L x l x H L x W x H	Wet	Sec / Dry
3 opzs 150	2	180 Ah	260 Ah	103 x 206 x 355 / 369	16	11
4 opzs 200	2	215 Ah	300 Ah	103 x 206 x 355 / 369	18	13
5 opzs 250	2	270 Ah	380 Ah	124 x 206 x 355 / 369	21	15
6 opzs 300	2	325 Ah	455 Ah	145 x 206 x 355 / 369	26	19
5 opzs 350	2	400 Ah	550 Ah	124 x 206 x 471 / 485	28	21
6 opzs 420	2	475 Ah	660 Ah	145 x 206 x 471 / 485	34	24
7 opzs 490	2	540 Ah	750 Ah	166 x 206 x 471 / 485	39	28
6 opzs 600	2	670 Ah	965 Ah	145 x 210 x 646 / 660	46	33
7 opzs 700	2	835 Ah	1230 Ah	191 x 210 x 646 / 660	60	43
8 opzs 800	2	895 Ah	1280 Ah	191 x 210 x 646 / 660	64	47
9 opzs 900	2	1030 Ah	1485 Ah	233 x 210 x 646 / 660	73	53
10 opzs 1000	2	1120 Ah	1595 Ah	233 x 210 x 646 / 660	78	57
11 opzs 1100	2	1180 Ah	1780 Ah	275 x 210 x 646 / 660	82	60
12 opzs 1200	2	1330 Ah	1910 Ah	275 x 210 x 646 / 660	91	66
11 opzs 1375	2	1620 Ah	2285 Ah	275 x 210 x 797 / 811	111	76
12 opzs 1500	2	1630 Ah	2225 Ah	275 x 210 x 797 / 811	115	81
13 opzs 1625	2	1755 Ah	2590 Ah	397 x 212 x 772 / 783	124	87
14 opzs 1750	2	1980 Ah	2770 Ah	397 x 212 x 772 / 783	143	96
15 opzs 1875	2	2115 Ah	2920 Ah	397 x 212 x 772 / 786	149	103
16 opzs 2000	2	2190 Ah	2975 Ah	397 x 212 x 772 / 786	155	109
17 opzs 2130	2	2515 Ah	3595 Ah	397 x 212 x 772 / 786	178	116
18 opzs 2250	2	2690 Ah	3780 Ah	487 x 212 x 772 / 786	184	125
20 opzs 2500	2	2925 Ah	4075 Ah	487 x 212 x 772 / 786	201	135
24 opzs 3000	2	3360 Ah	4620 Ah	576 x 212 x 772 / 786	230	138

See page 13 for more details.

Informations et performances

⇒ Tubular positive plates
⇒ Liquid Electrolye
⇒ Lead-antimony alloy
⇒ Box and cover made of SAN (Styrene acrylonitrile resin)
⇒ High performance PVC-SiO2 separator with low resistance
⇒ High performance in cycling and deep cycle applications
⇒ Product lifetime : over 15 years (20 °C)
⇒ Standing position use only
⇒ Ready to use / Maintenance free. 100% of its capacity during first discharge
⇒ High temperature resistance
⇒ Adapted for « High capacity » renewable energy applications
⇒ Grid's resistance to corrosion
⇒ Very low self-discharge. Lower than 2.5 % per month at 20 °C

ATOM Chargers

Chargers 6 V and 12 V for lead-acid batteries / VRLA and LiFePO4 lithium batteries of LIFE ACEDIS range

Technical Specifications	Atom 1000	Atom 3500	Atom 7500
Imput Voltage	220-240 V	220-240 V	220-240 V
Fréquence (*Hz*)	50 hertz	50 hertz	50 hertz
Output Voltage	6 or 12 V	6 or 12 V	12
Charge current (amperes)	1 ampere	3,5 amperes	7,5 amperes
Load algorithm	4 phases	4 phases	5 phases
Operating temperature (°C)	-20°C up to +45°C	-20°C up to +45°C	-20°C up to +45°C
Overall Dimensions	130x50x35mm	160x70x40mm	210x90x50mm
Weight	350 grams	550 grams	740 grams

Datas

- *4 or 5 phases depending on the model (including a pulsed charge for the 7500 ATOM), the ATOM range is specifically designed to diagnose, maintain or recharge vented, AGM valve-regulated lead-acid or gel batteries.*
- *Equipped with a dual connections system, clips and ring terminals, the ATOM range ABS IP65 or IP20 can work over a wide temperature range.*
- *The short circuit, polarity reversal, overvoltage, temperature and water spray protection are features that make the ATOM chargers one of the most efficient range.*
- *All models are equipped with an automatic restart system after a power failure.*
- *Easy-to-use, the colour LEDs display gives you information about the state of the battery. Its elegant design allows you to attach the charger.*

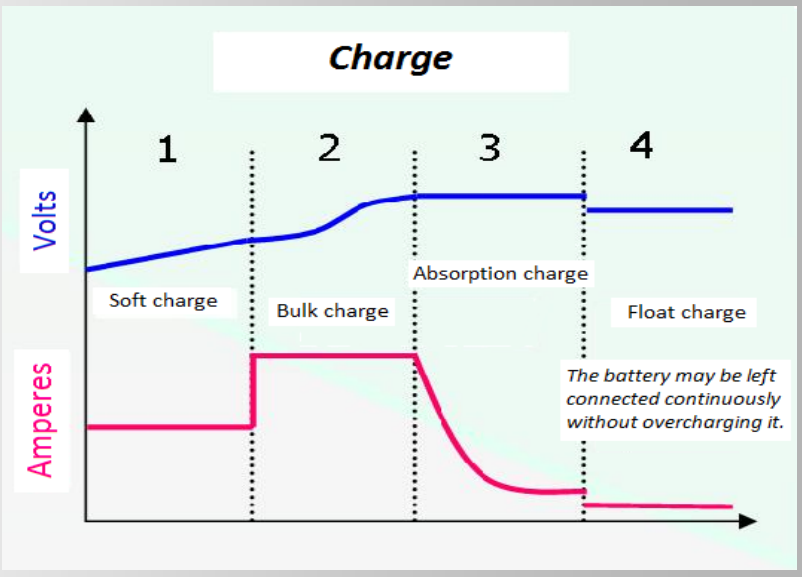

Atom 1000 - Atom 3500 : 4 automatic phases of

Atom 7500 : 4 automatic phases of charge + 1 pulsed charge phase

Technical operating specifications depending on Technology

Features		VRLA batteries			Stationary battery	
		VRLA - AGM	VRLA - GEL			
		Flat plates	Flat plates	Tubular plates	Wet Flat plates	Wet Tubular plates
Floating voltage at 20°C	density 1,280 to 1,300	2,27 V/Cell	2,25 V/cell		2,23 V/cell	
	density 1,250				2,23 V/Cell	
	density 1,240				2,21 V/Cell	
	density 1,215				2,19 V/Cell	
Temperature compensation	Floating	+- 3 mVolts / Cell / °C				
	Cyclage	+- 5 mVolts / Cell / °C				
Maximum voltage during absorption phase of charging - fast charge - cycling use		2,45 V/Cell	2,40 V/Cell		2,45V/cell	
Voltage during first bulk charge for dry charged batteries	2 Hours max				2,75 V/Cell	
Maximum intensity for fast charge		0,3 C10	0,25 C10		0,3 C10	
Cut-off voltage according to discharge time	0 to 1 hour	1,60 V/Cell				
	1 to 3 hours	1,65 V/Cell				
	3 to 5 hours	1,70 V/Cell	1,70 V/Cell	1,70 V/Cell		
	5 to 20 hours	1,75 V/Cell	1,8 V/Cell	1,8 V/Cell	1,8 V/Cell	1,8 V/Cell
	more than 20 hours	1,80 V/Cell	1,8 V/Cell	1,8 V/Cell	1,8 V/Cell	1,8 V/Cell
Operating temperature of discharge		-20°C à +60°c				
Operating temperature of charge		-15°C à +50°C	-10°C à +50°C		-15°C à +50°C	
Number of cycles at 20°C	DOD 80%	250 Cycles	450 Cycles	1500 Cycles	400 Cycles	1300 Cycles
	DOD 50%	400 Cycles	780 Cycles	2400 Cycles	720 Cycles	2500 Cycles
Discharge rate of 0,2 C and charge rate of 0,1C	DOD 20%	1350 Cycles	1800 cycles	5000 Cycles	1800 Cycles	5000 Cycles
Monthly self-discharge		1,2 % at 0 °C - 1,5 % at 10 °C - 1,5% to 2,5 % at 20 °C - up to 15 % at 40°C				

Advices to prevent technical problems

Thermal runaway:

- Make sure that the operating temperature during charge is below 30°C and adjust the charging voltage depending on the temperature.
- Ensure that there is no battery with a short circuit. Check that all connections are tight.
- Make sure that there's an air circulation between the batteries.
- Avoid deep discharges, with appropriate low voltage cut-off and limit charge currents up to 0.1 C10 in floating mode and to 0.25 C10 in cycling mode.

Sulphating of plates:

- Do not store batteries in the discharged state.
- Avoid partial charges and discharges.

Use of batteries:

- Sealed batteries (VRLA) may be used in all positions but cannot be left upsidedown permanently.

Standard and earthquake-resistant racks available. On-site installations. (Feel free to contact us)

Terminals

Faston 4.75/6.35.



T3

Insert M5/M6/M8

Auto

Dual

Accessories

Connexions



Terminal Auto



for M6 et M8 terminal



PRIMARY CELLS.

Alkaline primary cells "Professional" Blister High rate

References	LR1BL	LR03BL	LR6BL	LR14BL	LR20BL	6LF22BL	3LR12BL

Alkaline primary cells "Value" Blister low discharge

References	LR1BL	LR03BL	LR6BL	LR14BL	LR20BL	6LF22BL	3LR12BL

Alkaline primary cells "Industrial" in bulck

Reference	LR03	LR6	LR14	LR20	6LF22

Lithium batteries—Coin type CR

References	CR10-25	CR12-16	CR1220	CR1225	CR1616
References	CR1620	CR1632	CR2016	CR2025	CR2032
References	CR2320	CR2325	CR2330	CR2430	CR2450

Sylver oxyde batteries—Coin type SR

From reference SR43SW-301 to reference SR927W-399

Digital camera batteries

References	CR123	CR2	2CR5	CRP2	CRV3	CR1/3N	PX28L

Hearing aid batteries

References	ZA10	ZA13	ZA312	ZA675

Cylindrical alcaline batteries

References	A23	A27	LR11A	LR43	LR44	LR54	4LR44

Lithium thionyl Industrial cells

References	LSA1200	LSA1200_AXE	LSA2400	LSA2400_AXE	LSA8500	LSA19000

Lithium thionyl Industrial packs

References	LSH20X2DT1	LSA2400DT2	LSA240X2DT3	LSA1200TNA	LSA2400TNA

All Ni-Cd, Ni-MH, LITHIUM ion and lifepo4 welding accumulators

http://www.acedis.eu

About ACEDIS,

Trading company of chargers and industrial batteries.

ACEDIS SARL is, first of all, a professional team with more than 30 years of experience. Our engineers, technicians and sales representatives provide true expertise of the industrial batteries and their applications to our clients. Since its founding, the company has been able to reinforce its position of primary cells and batteries specialist.

Each of the products we market is the result of a long collaboration with industrial partners with **ISO 9000** quality, **ISO 14000 environement** or **ISO 18000** safety certifications that are subject to regular check. Since its inception, **ACEDIS** has consolidated its position as a specialist in batteries and industrial batteries.

Quality, reacitivty, competitiveness and credibility are the current requirements.

The strength of **ACEDIS SARL** lay in the preservation and development of its technical knowledge while adapting to the trade requirements of its customers.

Our key strengths :

- **Client Availability :** A rapid easy-to-access information system within a tight-knit group.
- **Velocity of action :** An order received in the morning is processed within the day. Short delivery times for Europe shipping.
- **The availability of products, price and cost control** : A storage capacity of over a thousand 1,000m², we manage an inventory of more than 35 000 batteries on a first-in-first-out (FIFO) basis.
- **The service:** A true technical assistance with qualified teams.
- **Porduct Quality** : The guarantee rate is less than one per thousand .
- **Product expertise,** with an exclusive partner based in China who seeks, qualifies and controls suppliers with whom we have long-lasting relationships.
- **Complementary of range :** Accessories, connections, and standard or earthquake-resistant racks.



ACEDIS and the environment.

We have implemented a recovery, disposal and recycling system of used batteries and an editing of waste-monitoring forms (BSD) in partnership with the company STCM, which have three-key certification : environment, quality and safety .

Our clients :

Acedis is referenced by the armed forces service and by many other French administrations.
Our most important customers, in France and Europe, are builders, installers or integrators recognized in the world of energy, UPS, telephony, alarm and security, renewable energy...

Partnerships allow us to be present all over Europe and Africa, particularly in Switzerland, Belgium, Hungary, Romania, Czech Republic, Burkina faso, Ivory Coast, Ghana, Mali...

“ACEDIS, THE PASSION OF ENERGY”

All batteries and chargers for industrial and domestic applications and energy storage.

« RESPECT FOR ENVIRONNEMENT »

All batteries are a source of pollution and the European regulations force to recycle them.
Ask us the solution to collect and recycle all used batteries, everywhere in the world.

ACEDIS your partner

Professionnals of energy pleased to answer all of your questions.



Web site : http://www.acedis.eu

For any further information : contact@acedis.eu
+33 (0)2 38 873 840

Trust your distributor, ACEDIS.

Data and photos herein contained are provided for general information purpose only and does not engage ACEDIS responsability.

Acedis Sarl
1 Rue Alberic Clément
45680 Dordives
FR 28 493402986
Tel 33 (0) 2 38 873 840
contact@acedis.eu